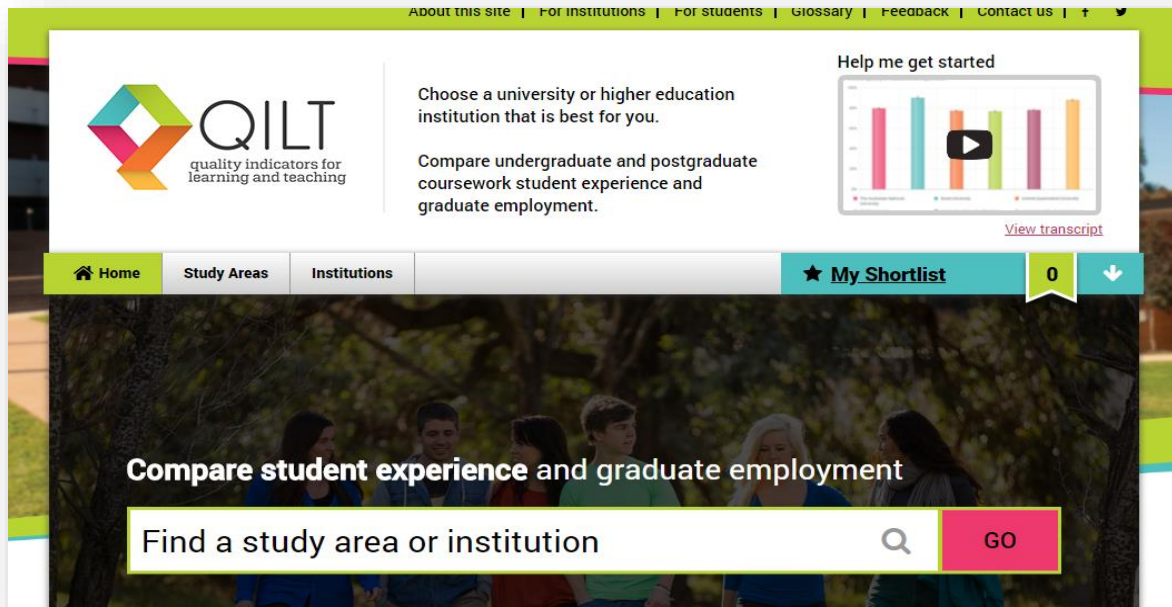


QILT 2017 OUTCOMES RELEASED

The Australian Government (through the Department of Education) released the 2017 SES (QILT) outcomes in recent weeks – www.qilt.edu.au



Quality Indicators



About QILT

The Quality Indicators for Learning and Teaching website provides prospective students with relevant and transparent information about Australian higher education institutions from the perspective of recent students and graduates. This student feedback is interactive and searchable containing data about student experience and graduate outcomes, ensuring information is available for students to make informed decisions about their study options. The Quality Indicators for Learning and Teaching, including this website, are funded by the Australian Government Department of Education and Training.*

*www.qilt.edu.au

An initiative of the Australian Department of Education



UBSS has participated in the survey now *for two years* – and we are delighted (again) with the outcomes. This time around, we participated in both the *undergraduate* and *postgraduate* elements. The very nature of the project is to compare performance and this can be done quite easily on the QILT website – www.qilt.edu.au

On close examination we are delighted to announce three excellent outcomes and boasts –



#1 Postgraduate School in Australia for Learner Engagement

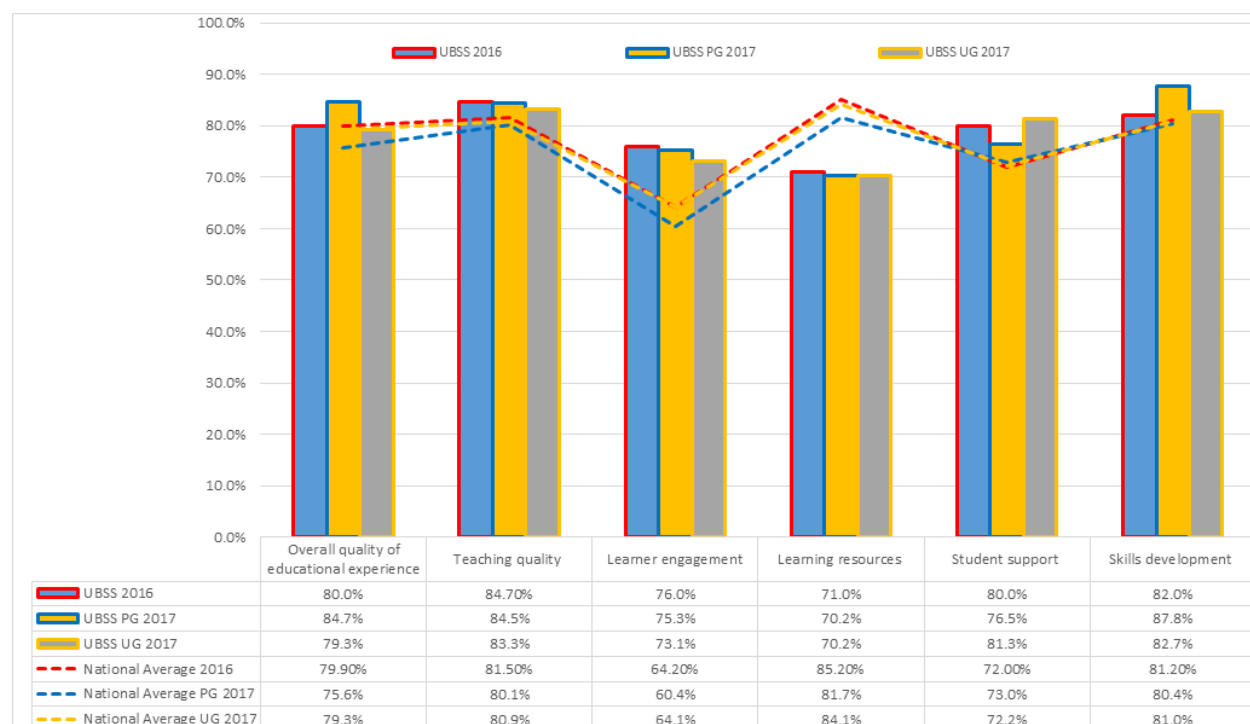


#1 Postgraduate NUHEI Business School in Australia for Overall Quality of Educational Experience



#1 Undergraduate NUHEI Business School in the Sydney CBD for all six QILT quality indicators

An overview is useful – but you are encouraged to visit the site for more detail – a 2016 and 2017 performance comparison for UBSS is worthy of consideration –



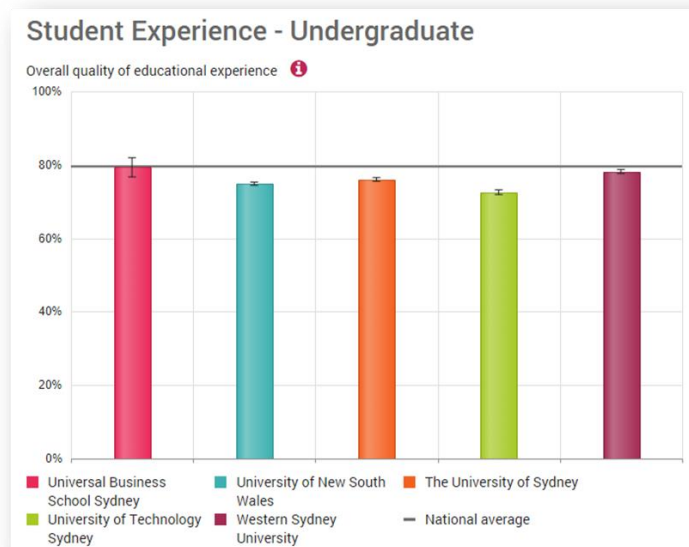
The above provides a snapshot of the 2017 (UG and PG) against the 2016 (UG) outcomes for consideration. The horizontal broken lines give us the opportunity to measure the UBSS performances against the 2016, 2017 national averages. **In essence, the UBSS results are excellent.**

Our teaching, learner engagement and skills development is exemplary. Our student support mechanisms are excellent.

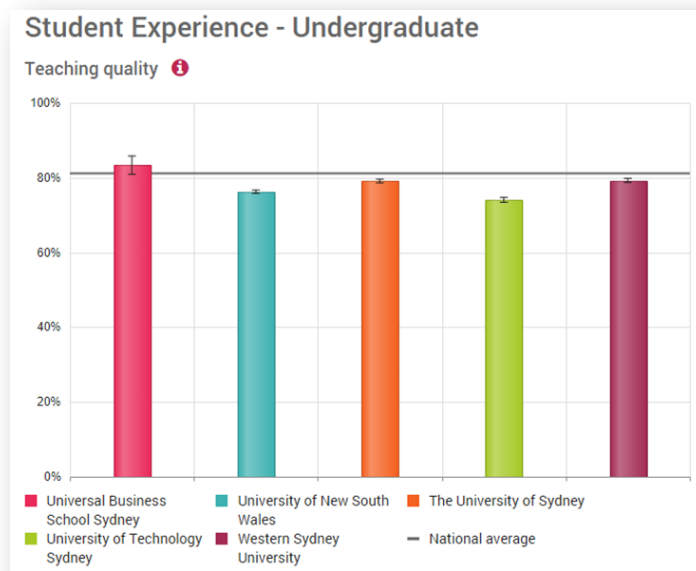
Our *learning resources* are below national average – but we will never be able to compete with the libraries, swimming pools, cafeterias and the like (students often confuse learning with entertainment).

Using our standard snapshot of some of our neighbours in the CBD and across the domains at both UG and PG level the outcomes become evident and very satisfying. *Remember QILT is designed to measure against the national averages and be able to compare institutions (something that Universities simply do not like) –*

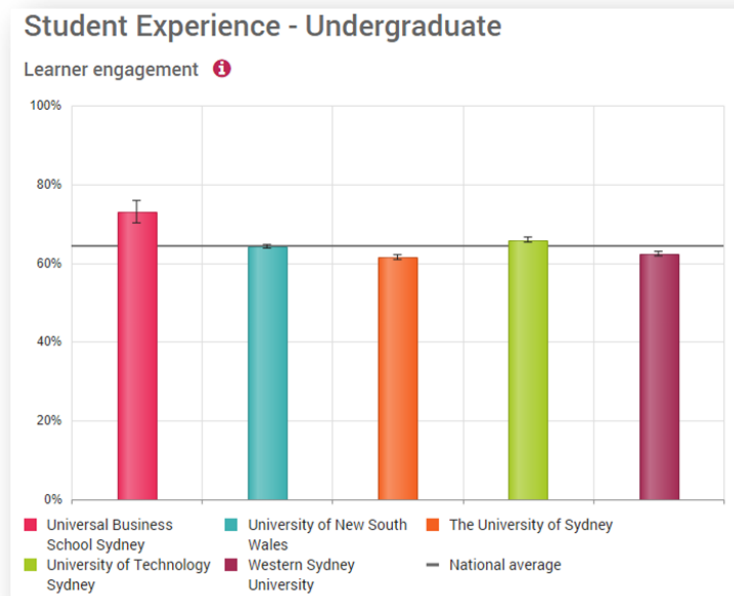
RE. UNDERGRADUATE OUTCOMES



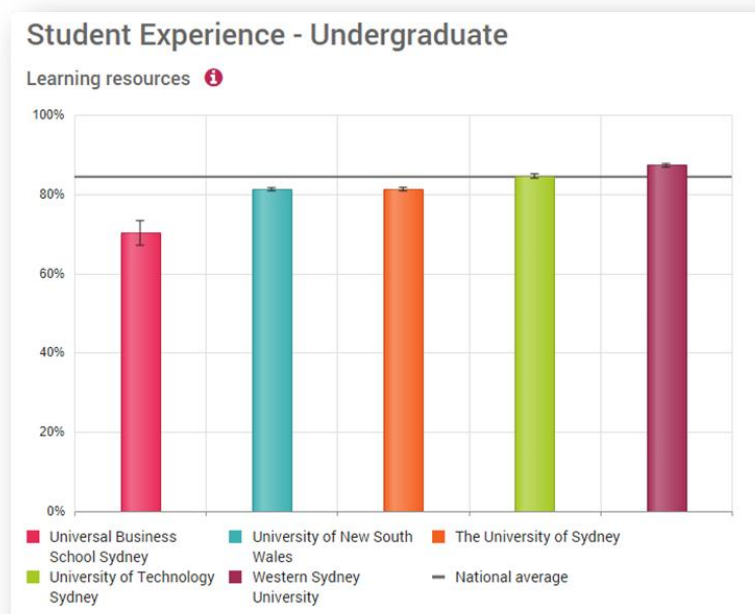
This is a very pleasing comparison with UBSS (far left in red) the only one of the five to actually make the national average on *overall Quality of Education Experience*. This domain is about the total package of offering at UBSS – teaching, learning and support.



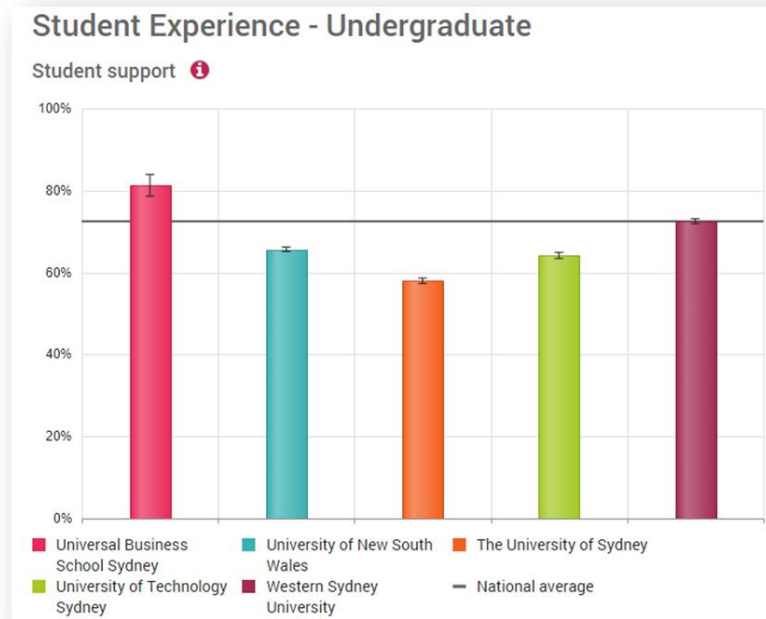
UG Teaching Quality is something for the academic staff to be very proud of – above the national average - and certainly above our neighbours in the Sydney CBD.



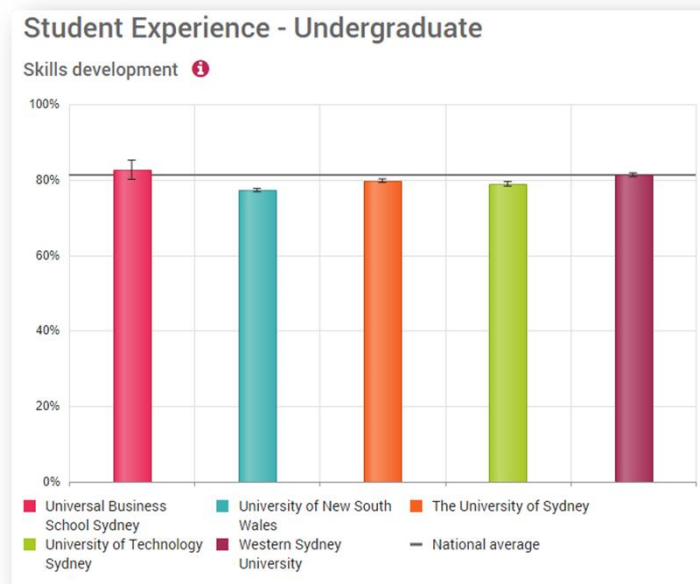
Learner Engagement is our forte! This is an outstanding outcome for UBSS and a credit to all involved. It is largely about the interface in the classroom (and beyond) and is consistent with the ongoing internal (SFU) measures we use. In truth it is a validation.



Our *learning resources* are rated below national average – as a city campus we will never be able to compete with the ‘traditional’ campuses with acreage, hard copy libraries, non-learning related swimming pools, cafeterias and the like (students often confuse learning with entertainment).



This is another brilliant outcome for UBSS – and a ‘whole of team’ effort. We know the extent of the investment WSU (purple) puts into this domain – and it is massive! At UBSS students appreciate the support provided by both the professional and academic teams – this about contact, consideration and action.

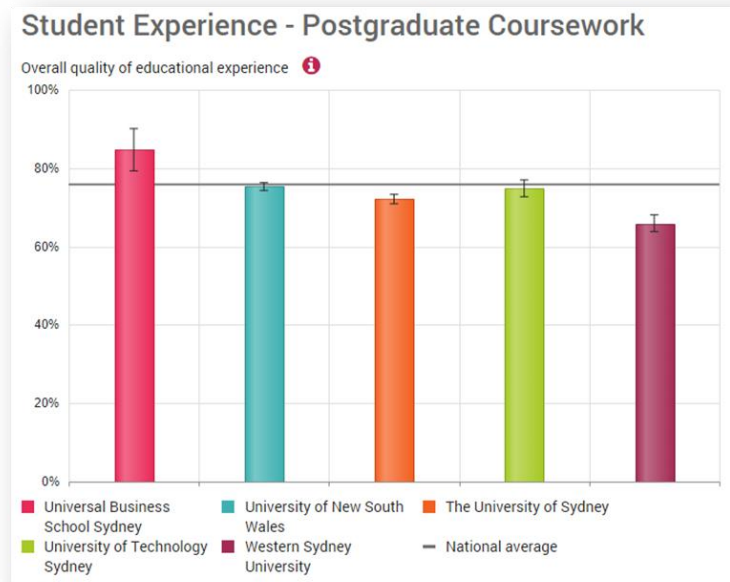


This is another very pleasing outcome.

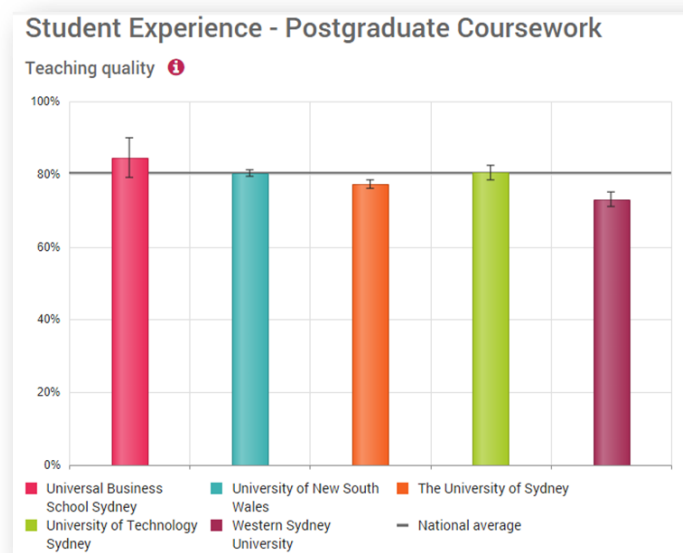
In terms of the **undergraduate outcomes** (above) we should be very satisfied as a community that we have the right emphasis and the right strategy for our students – certainly as far as they perceive.

RE POSTGRADUATE OUTCOMES

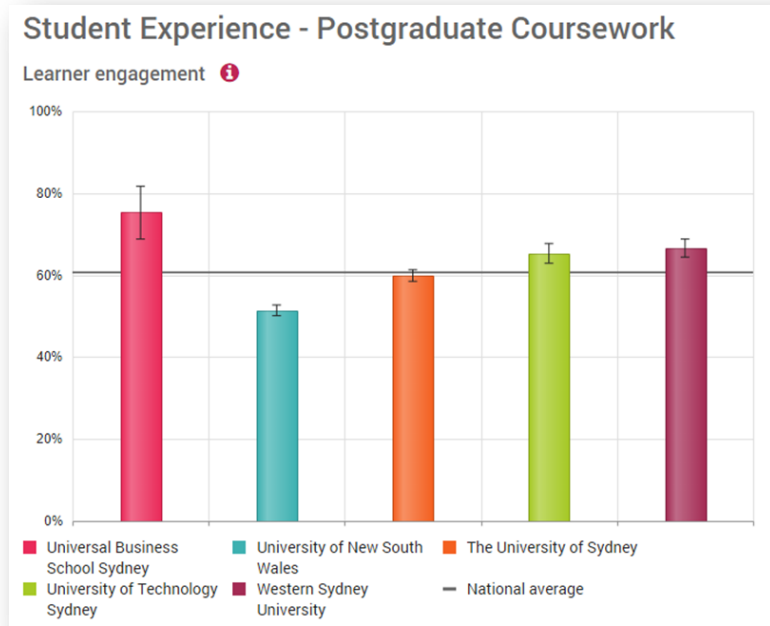
2017 was the first time UBSS participated in the postgraduate survey and the results are very satisfying indeed. We currently have 700 students in the MBA program and we suspect the reasons for this success are evidenced in the QILT deliberations -



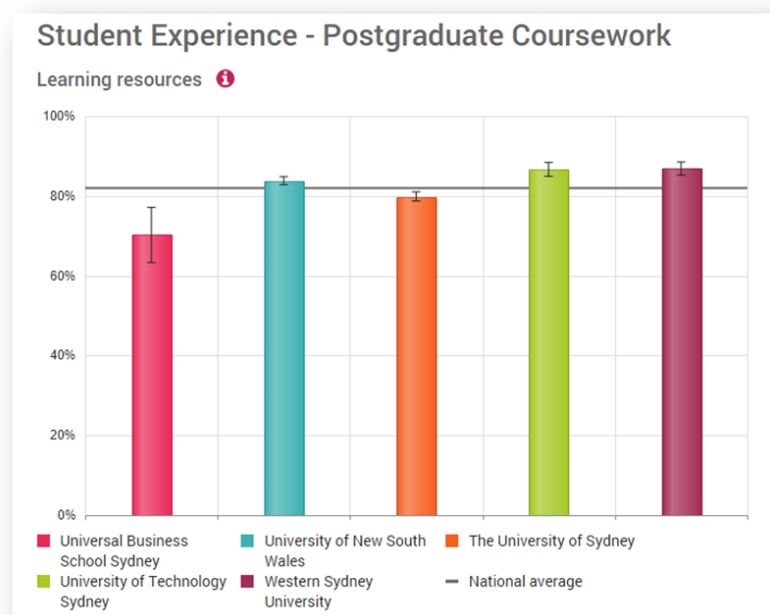
This is an excellent overall outcome at both national and neighbour level.



Teaching quality is paramount – UBSS has done so well in this domain. This, again, is consistent with SFU feedback.



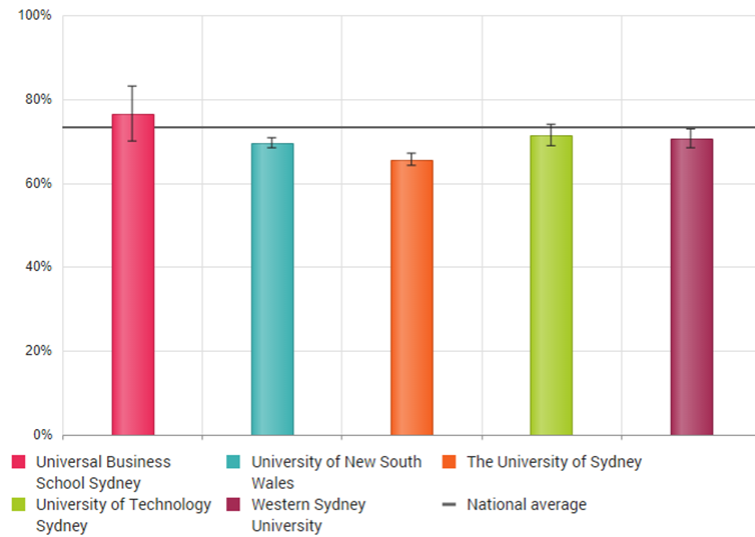
The UBSS strength appears to be in the engagement domain – with our postgraduate students ranking us well above the national average.



Our *learning resources* are rated below national average – as a city campus we will never be able to compete with the ‘traditional’ campuses with acreage, hard copy libraries, non-learning related swimming pools, cafeterias and the like (students often confuse learning with entertainment). What is evident is that our postgraduate students are not unhappy with the resources and probably do use the eLibrary. We suspect they also approve of the CBD location.

Student Experience - Postgraduate Coursework

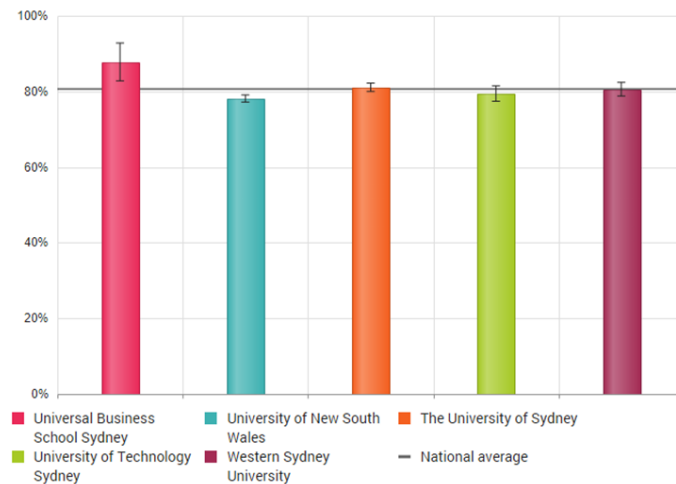
Student support ⓘ



An excellent set of outcomes and above the national average.

Student Experience - Postgraduate Coursework

Skills development ⓘ



This is very pleasing indeed – placing UBSS above the national average and performing well above our neighbours